

# Top End® Pro Basketball™ Wheelchair

## PROVIDER / CUSTOMER INFORMATION:

Provider Information:		End User Information:	
Date:	Contact Name:	Athlete Name:	
Acct #:	Ship to Address:		
Contact:	City:	State:	
Phone #:	Zip/Postal Code:	Phone:	
Fax/Email:	Email:		
<input type="radio"/> Ship to Provider		<input type="radio"/> Ship to End User	

## ORDER REQUEST TYPE:

☐ Quote

☐ Order

PO #

## BASE MODEL:

<input checked="" type="radio"/> 10000	Top End Pro BB Wheelchair	\$4,299
----------------------------------------	---------------------------	---------

## Assembly: *(see definitions)*

<input checked="" type="radio"/> 10048	Assembled	\$0
----------------------------------------	-----------	-----

## Shipping:

Shipping Fee <i>(Continental US Only - See definitions)</i>	\$325
----------------------------------------------------------------	-------

## SIZING: *(See exclusions and diagrams below)*

### SEAT WIDTH:

<input type="radio"/> 15005	10" Seat Width	\$0
<input type="radio"/> 15007	11" Seat Width	\$0
<input type="radio"/> 15009	12" Seat Width	\$0
<input type="radio"/> 15011	13" Seat Width	\$0
<input type="radio"/> 15013	14" Seat Width	\$0
<input type="radio"/> 15015	15" Seat Width	\$0
<input type="radio"/> 15017	16" Seat Width	\$0
<input type="radio"/> 15019	17" Seat Width	\$0
<input type="radio"/> 15021	18" Seat Width	\$0
<input type="radio"/> 15023	19" Seat Width	\$0
<input type="radio"/> 15025	20" Seat Width	\$0

### SEAT DEPTH:

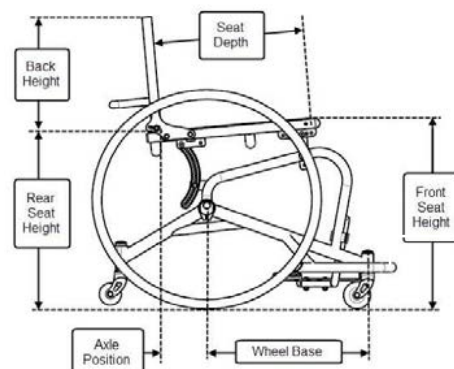
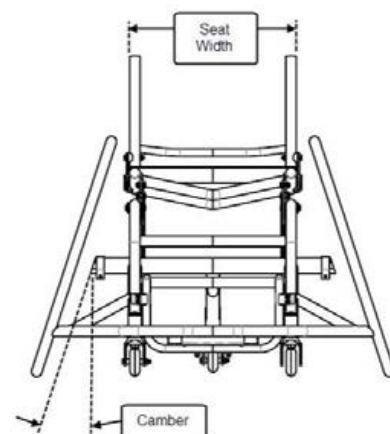

<input type="radio"/> 15034	10" Seat Depth	\$0
<input type="radio"/> 15036	11" Seat Depth	\$0
<input type="radio"/> 15038	12" Seat Depth	\$0
<input type="radio"/> 15040	13" Seat Depth	\$0
<input type="radio"/> 15042	14" Seat Depth	\$0
<input type="radio"/> 15044	15" Seat Depth	\$0
<input type="radio"/> 15046	16" Seat Depth	\$0
<input type="radio"/> 15048	17" Seat Depth	\$0
<input type="radio"/> 15050	18" Seat Depth	\$0

### BACK HEIGHT:

<input type="radio"/> 15126	Adjustable 8" to 11"	\$0
<input type="radio"/> 15127	Adjustable 10" to 14"	\$0
<input type="radio"/> 15128	Adjustable 14" to 18"	\$0

### SEAT HEIGHT:

<input type="radio"/> 15099	Adjustable Front: 19" to 21" <i>(Tall)</i> Adjustable Rear: 15" to 21"	\$0
<input type="radio"/> 15100	Adjustable Front: 17" to 19" <i>(Short)</i> Adjustable Rear: 13" to 17"	\$0



# Top End® Pro Basketball™ Wheelchair

BACK TYPE:		
<input checked="" type="radio"/> 15159	Non-Fold-Down, Angle Adjustable back	\$0

CENTER OF GRAVITY:		
<input checked="" type="radio"/> 45072	Adjustable 3.5" to 5.5"	\$0

ANTI-TIP:		
<input type="radio"/> 20030	Single, Adjustable Height	\$0
<input type="radio"/> 20031	Double, Adjustable Height	\$181

FOOTREST:		
<input checked="" type="radio"/> 60001	Platform, Height Adjustable	\$0
<input type="radio"/> 60030	Click Strap, Single Pad Footrest	\$90

SIDE GUARDS:		
<input type="radio"/> 20016	Omit Side Guards	\$0
<input type="radio"/> 20019	Fixed, Aluminum, Bolt-Thru	\$151

UPHOLSTERY:		
MATERIAL & COLOR:		
<input checked="" type="radio"/> 30001	Nylon, Black	\$0
SEAT STYLE:		
<input checked="" type="radio"/> 30019	Screw - On Seat Upholstery	\$0
BACK STYLE:		
<input type="radio"/> 30012	Adjustable Tension Back Upholstery	\$0
<input type="radio"/> 30004	Adjustable Tension Back Upholstery with Leather Flaps	\$90
SEAT CUSHIONS:		
<input type="radio"/> 30005	2" Soft Cushion	\$0
<input type="radio"/> 30006	3" Soft Cushion	\$37

CAMBER ANGLE: <i>(See diagram below)</i>			
<input type="radio"/> 45008	15 Degree Camber		\$0
<input type="radio"/> 45009	18 Degree Camber		\$0
<input type="radio"/> 45010	20 Degree Camber		\$0
CAMBER ANGLE GUIDE:			
Seat Width:	10" - 13"	14" - 16"	17" - 18"
Recommended Camber Degree	20°	18°	15°

ACCESSORIES:		
STANDARD:		
<input checked="" type="radio"/> 25066	Calf Strap	\$0
UPGRADABLE:		
SAFETY:		
<input type="radio"/> 25004	Rear Frame Protector <i>(Required for Tournament Play)</i>	\$54
POSITIONING:		
<input type="radio"/> 25013	Hook and Loop Strap	\$24
<input type="radio"/> 25104	Click Strap, Large , Over Waist	\$109
<input type="radio"/> 25105	Click Strap, Medium, Over Waist	\$97
<input type="radio"/> 25109	Click Strap, Small, Over Waist	\$90
<input type="radio"/> 25106	Click Strap, Small, Over Knees	\$90
<input type="radio"/> 25107	Click Strap, Medium, Over Knees	\$97
<input type="radio"/> 25108	Click Strap, Large, Over Knees	\$109

WHEEL STYLE:		
High Performance Wheels:		
<input type="radio"/> 50292	High Performance	-\$250
Spinergy Wheels: <i>(credit)</i>		
<input type="radio"/> 50293	Spinergy SLX Standard Hub and Rim	\$0
<input type="radio"/> 50295	Spinergy SLX Custom Hub & Rim	\$300
TIRES:		
<input type="radio"/> 50216	Primo Grey	\$0

HANDRIMS:		
<input type="radio"/> 50297	6 Tabs, Aluminum, Anodized	\$0
HANDRIM MOUNTING:		
<input type="radio"/> 50308	Standard Mount	\$0
<input type="radio"/> 50309	Close Mount	\$0
<input type="radio"/> 50310	Close Mount with Cut Tabs	\$32

WHEEL SETS: <i>(see diagram below)</i>			
WHEEL SIZE:			
<input type="radio"/> 50190	24" (540)		\$0
<input type="radio"/> 50191	25" (559)		\$0
<input type="radio"/> 50192	26" (590)		\$0
WHEEL SIZE GUIDE:			
Rear Seat Height:	Short	Short or Tall	Tall
Player Specifications:	Junior's/ Short Arms	Adult/3.0 or Lower	Adult/3.5 or Higher
Recommended Wheel Size:	24"	25"	26"

WHEELBASE: <i>(See diagrams below)</i>			
<input type="radio"/> 75066	15" Wheelbase		\$0
<input type="radio"/> 75068	17" Wheelbase		\$0
<input type="radio"/> 75070	19" Wheelbase		\$0
WHEELBASE GUIDE:			
Seat Depth:	10" - 14"	15" - 16"	17" - 18"
Recommended Wheelbase:	15"	17"	19"

# Top End® Pro Basketball™ Wheelchair

## FRAME COLOR:

<input type="radio"/>	55018	Black	Wet Black	\$0
<input type="radio"/>	55019	Black	Black Prism	\$0
<input type="radio"/>	55017	Black	Stealth Black	\$0
<input type="radio"/>	55010	Blue	Midnight Blue	\$0
<input type="radio"/>	55011	Blue	Royal Blue	\$0
<input type="radio"/>	55012	Blue	Electric Blueberry	\$0
<input type="radio"/>	55023	Grey	Stealth Grey	\$0
<input type="radio"/>	55053	Green	Agriculture Green	\$0
<input type="radio"/>	55008	Green	Grasshopper Green	\$0
<input type="radio"/>	55054	Green	Neon Green	\$0
<input type="radio"/>	55006	Orange	Sunkissed Orange	\$0
<input type="radio"/>	55005	Orange	Simple Orange	\$0
<input type="radio"/>	55051	Orange	Neon Orange	\$0
<input type="radio"/>	55015	Pink	Bubblegum Pink	\$0
<input type="radio"/>	55057	Pink	Neon Pink	\$0
<input type="radio"/>	55055	Purple	Lilac Purple	\$0
<input type="radio"/>	55001	Red	Simple Red	\$0
<input type="radio"/>	55002	Red	Tangerine Red	\$0
<input type="radio"/>	55003	Red	Raspberry Red	\$0
<input type="radio"/>	55050	Red	Neon Red	\$0
<input type="radio"/>	55020	Silver	Silver Metallic	\$0
<input type="radio"/>	55016	White	White Snow	\$0
<input type="radio"/>	55007	Yellow	Safety Yellow	\$0
<input type="radio"/>	55052	Yellow	Neon Yellow	\$0
<input type="radio"/>	55070	Raw	Buffed Aluminum	\$0
<input type="radio"/>	55090	Bronze	Las Vegas Bronze	\$0
<input type="radio"/>	55091	Green	Mint Green	\$0
<input type="radio"/>	55092	Pink	Light Pink	\$0
<input type="radio"/>	55093	Grey	Fighter Jet Grey	\$0
<input type="radio"/>	55094	Blue	Tiffany Blue	\$0
<input type="radio"/>	55095	Blue	Carolina Blue	\$0

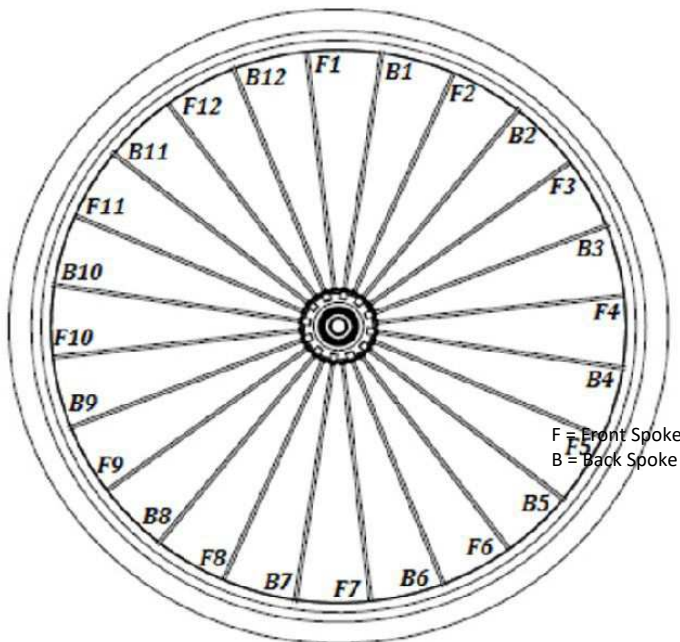
## SPOKE COLOR:

<input type="radio"/>	50273	Red	\$0
<input type="radio"/>	50274	Yellow	\$0
<input type="radio"/>	50275	Green	\$0
<input type="radio"/>	50276	Blue	\$0
<input type="radio"/>	50277	Pink	\$0
<input type="radio"/>	50278	Purple	\$0
<input type="radio"/>	50279	Orange	\$0
<input type="radio"/>	50280	Black	\$0
<input type="radio"/>	50282	White	\$0
<input type="radio"/>	50283	Metal (High Performance wheels only)	\$0
<input type="radio"/>	50281	Custom Spokes (See Page 4)	\$241

## CUSTOM SPINERGY SLX:

### Spoke Color:

F1	
B1	
F2	
B2	
F3	
B3	
F4	
B4	
F5	
B5	
F6	
B6	
F7	
B7	
F8	
B8	
F9	
B9	
F10	
B10	
F11	
B11	
F12	
B12	




## CUSTOM SPINERGY SLX

Wheel Size:

Hub/Rim Color:

# Top End® Pro Basketball™ Wheelchair

	<b>55089-CUSTOM PAINT Package 2nd color \$200</b>
Side Guard, Footrest and Fork Color	





Custom Color Options

 Wet Black	 White Snow	 Simple Red	 Grasshopper Green
 Flat Black	 Fighter Jet Grey	 Raspberry Red	 Agriculture Green
 Wrinkle Black	 Purple Death	 Tangerine Red	 Neon Green
 Black Prism	 Lilac Purple	 Neon Red	 Mint Green
 Stealth Black	 Electric Blueberry	 Neon Pink	 Simple Orange
 Stealth Grey	 Midnight Blue	 Bubblegum Pink	 Neon Orange
 Silver Metallic	 Royal Blue	 Light Pink	 Sunkissed Orange
 Las Vegas Bronze	 Tiffany Blue	 Carolina Blue	 Bomber Orange
	 Safety Yellow	 Neon Yellow	

Colors may vary due to monitor settings.  
Color variation in sample represent depth from lighting.

## DEFINITIONS:

<b>Assembly and Shipping:</b>	Arrives factory assembled, rear wheels and some accessories will need to be installed. Shipping rate is \$325 for all shipments in the continental US. Freight quotes for shipments outside the continental US are available upon request.
<b>Leather Flaps with Aluminum Dome Plugs:</b>	When the Leather Upgrade is chosen the flaps (part of the upholstery that goes goes down over the back posts) will be made of leather. Also, the caps on the backrest post will be aluminum. This is used to help reinforce the back upholstery and help prevent tearing.

## Warranty Info:

Top End warrants the frames when purchased new and unused to be free from defects in materials and workmanship for a period of three (3) years from the date of purchase from Top End or a dealer, with a copy of the seller's invoice required for coverage under this warranty. Top End warrants the upholstered materials (seat and back) and remaining components of this product when purchased new and unused to be free from defects in materials and workmanship for a period of thirteen (13) months from date of purchase from Top End or a dealer, with a copy of the seller's invoice required for coverage under this warranty.

## EXCLUSIONS:

<b>Wheels and Tires:</b>	Must choose the same size tires and handrims as wheels.																																																																																																																								
<b>Width and Depth Specifications:</b>	<p>All sizes for Width (W) by Depth (D) that is represented by a red box can not be ordered.</p> <table><tr><th></th><th>D10</th><th>D11</th><th>D12</th><th>D13</th><th>D14</th><th>D15</th><th>D16</th><th>D17</th><th>D18</th></tr><tr><th>W10</th><td></td><td></td><td></td><td></td><td></td><td></td><td></td><td></td><td></td></tr><tr><th>W11</th><td></td><td></td><td></td><td></td><td></td><td></td><td></td><td></td><td></td></tr><tr><th>W12</th><td></td><td></td><td></td><td></td><td></td><td></td><td></td><td></td><td></td></tr><tr><th>W13</th><td></td><td></td><td></td><td></td><td></td><td></td><td></td><td></td><td></td></tr><tr><th>W14</th><td></td><td></td><td></td><td></td><td></td><td></td><td></td><td></td><td></td></tr><tr><th>W15</th><td></td><td></td><td></td><td></td><td></td><td></td><td></td><td></td><td></td></tr><tr><th>W16</th><td></td><td></td><td></td><td></td><td></td><td></td><td></td><td></td><td></td></tr><tr><th>W17</th><td></td><td></td><td></td><td></td><td></td><td></td><td></td><td></td><td></td></tr><tr><th>W18</th><td></td><td></td><td></td><td></td><td></td><td></td><td></td><td></td><td></td></tr><tr><th>W19</th><td></td><td></td><td></td><td></td><td></td><td></td><td></td><td></td><td></td></tr><tr><th>W20</th><td></td><td></td><td></td><td></td><td></td><td></td><td></td><td></td><td></td></tr></table>		D10	D11	D12	D13	D14	D15	D16	D17	D18	W10										W11										W12										W13										W14										W15										W16										W17										W18										W19										W20									
	D10	D11	D12	D13	D14	D15	D16	D17	D18																																																																																																																
W10																																																																																																																									
W11																																																																																																																									
W12																																																																																																																									
W13																																																																																																																									
W14																																																																																																																									
W15																																																																																																																									
W16																																																																																																																									
W17																																																																																																																									
W18																																																																																																																									
W19																																																																																																																									
W20																																																																																																																									